

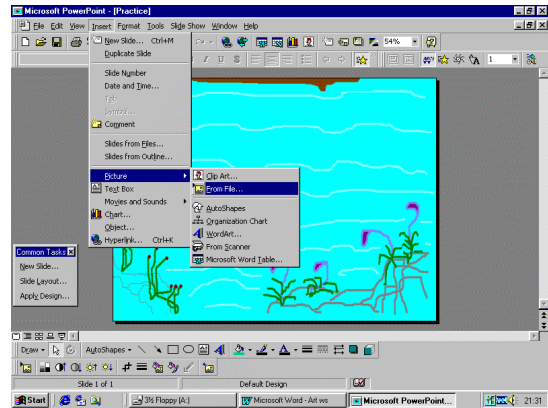
# Creating a Presentation in PowerPoint

## Task 1

Follow steps on the sheet **Formatting Backgrounds in PowerPoint**

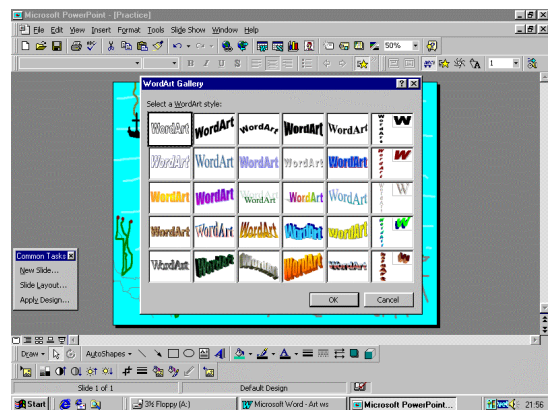
## Task 2

**Insert** your cropped image of your creature into your slide :  
Insert>Picture>From File  
(Find your picture)



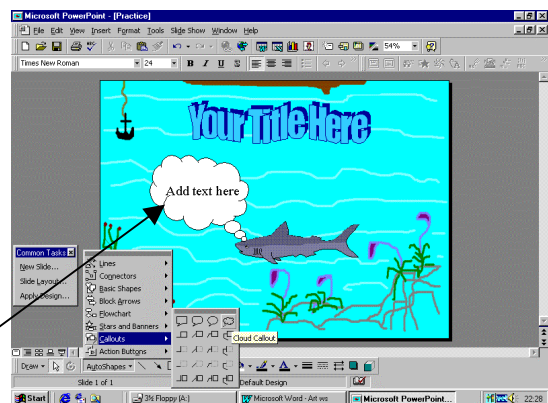
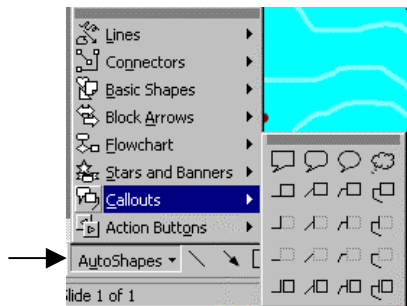
## Task 3

Insert a title using  
**WordArt**.



## Task 4

Click on **Autoshapes** and add a **callout** to your creature.



Finally add text to callout